


eMerge[®]

GENETICS - BY SCHILLINGER

GUIDE

▶ MORE THAN JUST SEED 2011 - 2012



eMerge[®]
GENETICS - BY SCHILLINGER



eMerge Genetics®

– more than just a seed company.

That's a powerful statement - and speaks volumes of how we approach the soybean business. As the brainchild of our founder and CEO, Dr. John Schillinger, eMerge was formed to provide soybean growers, food and feed companies around the globe a new, unique approach to increasing value.

Expanding Global Markets

In today's global environment, you must not only be a top-notch seed developer, you also must have the vision and qualifications to take advantage of new and expanding markets. We are constantly uncovering these new markets and developing products to fit those needs.

The largest seed companies continue to put more and more emphasis just on agronomic and defensive traits and focus very little on increasing the value of the grain.

As a result, ever-growing weed resistance to glyphosate, soaring seed prices and lack of focus on value to the end-user have given rise to the growing popularity and credibility of conventional products - and to eMerge Genetics.

Schillinger Genetics is a leading global supplier of natural soybean nutritional ingredients for the human, aqua and animal marketplace.

Top Yielding, High Quality Products

With our parent company Schillinger Genetics® as the driving force behind our research and development efforts, eMerge is exclusively devoted to bringing the most optimum performing conventional products to the marketplace.

As demand for non-GMO grain from consumers, food and feed companies continues to grow both overseas and domestically, they increasingly need products to meet their needs.

Creating the Link

No other seed company is as devoted to connecting the link between the end-user and the farmer as eMerge Genetics. We work diligently with growers to find opportunities, distribution locations and grain buyers - delivering customers throughout the food and feed chain the products they require.

We invite you to take a moment to look through our new Guide for 2011 - 2012.

Wishing you much success and safety always,



Your team at eMerge Genetics



Food Grade – page 4
eMerge varieties are in high demand for their hilum color, higher protein, improved taste and consistent type.



Feed – page 5
Focusing our research on the needs of the feed industry, such as high protein and the removal of anti-nutritional traits, we place a major emphasis on the value of the grain to the end-user.



Aqua – page 8
Aquaculture holds unlimited potential, as we develop traits to feed a plethora of species and replace the more expensive traditional ingredients.



Oil – page 9
eMerge offers more of the non-GMO ultra low linolenic products than any company in this market.



Commodity – page 10
eMerge is producing the highest yielding conventional varieties that growers need – at a much lower seed cost!



- VANDALIA, IL
- GRINNELL, IA
- QUEENSTOWN, MD
- SALTO, ARGENTINA
- PONCE, PUERTO RICO

At each of these locations, thousands of different potential products are thoroughly tested and evaluated to keep the eMerge pipeline full with novel and unique products. It's our mission to increase the value of our products all the way through the food chain starting with the grower and working its way to the end use of the product.





John Schillinger, President & CEO

As a past co-president of Asgrow Seed Company® with more than 30 years in soybean research, Dr. John Schillinger is one of the most well-known and respected experts in the soybean industry. John has always had the unique ability to envision what the marketplace will need years before others.

jschillinger@schillgen.com PH: (515) 225-1166 ext. 101



Bill Rhodes, Vice President of Research

Bill is one of the world's preeminent soybean breeders and directs the variety development of eMerge soybeans as well as overseeing the winter research program in Argentina and Puerto Rico. Bill also has administrative responsibility of our state-of-the-art molecular mapping lab in Queenstown, Maryland.

brhodes@schillgen.com PH: (410) 827-9513



Wayne Hoener, Vice President of Sales

Bringing three decades of experience in sales and product management to eMerge Genetics, Wayne is highly regarded in the soybean industry and has an excellent track record of understanding customer needs while also keeping an eye to the future. Wayne is responsible for expanding and directing the dealer network and implementing the sales programs.

whoener@schillgen.com PH: (515) 225-1166 ext. 111



Corey Nikkel, Vice President of Marketing

A seasoned veteran of the soybean industry and long-time associate of Dr. Schillinger, Corey is responsible for overseeing our end-user eMerge marketing program. Through his expert guidance, he ensures the soybean varieties that buyers want are matched with the varieties best suited to growers.

cnikkel@schillgen.com PH: (515) 225-1166 ext. 104



Tony Nikkel, Operations Manager

Prior to joining eMerge in 2009, Tony worked in a variety of seed supply management and production roles. In his current position, Tony manages our contract production, ensuring quality control and directs seed logistics from production partners to our dealers.

tnikkel@schillgen.com PH: (515) 225-1166 ext. 106



Jill Myers, Sales Support

As the key person in charge of coordinating our sales efforts, Jill is dedicated to meeting the needs of growers, seed dealers and customers. Her extensive knowledge of the seed business, combined with her excellent administrative skills, help provide the full support they need.

jmyers@schillgen.com PH: (515) 225-1166 ext. 114



The eMerge Genetics Marketplace is your source of information for finding those highly sought-after end-user contracts for eMerge non-GMO soybean varieties. The eMerge Genetics marketing staff works with end-users, grain originators and delivery points to secure contracts for our varieties and then bring those opportunities to you through the marketplace and through the dealer network. For more information, go to www.eMergeGenetics.com and click on the marketplace tab.





FOOD GRADE

FOOD COMPANIES ARE SEEKING OUT PRODUCTS like what eMerge offers in the marketplace. We understand the many factors that go into helping produce a higher value and more desirable food product. Some of the most notable characteristics influencing buyer decisions can be: hilum color, higher protein, improved taste, seed size and consistent shape. Depending on the variety, the final use may include: soy flour, soy concentrates, natto, tofu, snacks, protein bars and soymilk.

e2311 RM 2.3

Small seeded natto type
Resistant to SCN, R3 & MR14
Very high sucrose (9%)
Below average IDC tolerance

e2411 RM 2.4

Yellow hilum with lipoxygenase null
Above average scores to IDC
Very high protein levels
Above average tolerance to white mold

e2421 RM 2.4

Lt. Buff hilum with lipoxygenase null
Moderate resistance to BSR
Larger seeded than e2411
Excellent tolerance to SDS

240F.Y RM 2.4

Very strong reception in food industry
Very high protein and yellow hilum
Large seeded product without grassy taste
Resistant to PRR, Rps1c gene

e3520S RM 3.5

High protein for good food and feed application
Strong SDS scores
Possesses the STS® trait
Resistant to SCN, R3 and MR14

389F.YC RM 3.7

Very popular high yielding with yellow hilum
Above average tolerance to SDS
Resistant to SCN, R3 & MR14
Above average tolerance to frogeye leaf spot

e4311 RM 4.3

High protein for good food and feed application
Better performance than 448F.HPC in most situations
Resistant to frogeye leaf spot
Medium tall plant type travels south well

448F.HPC RM 4.4

Widely accepted in food and feed industry
Resistant to SCN, R3 & MR14
Average scores against frogeye leaf spot
Medium bushy plant type

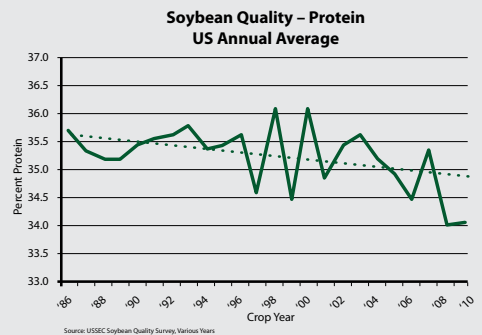




FEED

THE AVERAGE U.S. SOYBEAN PROTEIN QUALITY

Levels are trending downward. At eMerge, we're working hard to help reverse this. Our research program is concentrating on many exciting new projects. Some of our biggest breakthroughs include: low trypsin, higher protein and the removal of traits that interfere with digestion in monogastric animals. By improving the value of the grain, we are introducing revolutionary products and new markets for aquaculture, swine, pets and poultry feeders worldwide.



eMerge Genetics is specializing in increased protein quality levels, helping to reverse the annual U.S. trend.

e3011 **RM 3.0**

Very high protein levels with enhanced digestibility
Resistant to SCN, R3 & MR14
Avoid high plant populations
Bushy plant type

e3311 **RM 3.3**

Low trypsin product for enhanced feeding value
Tall plant type handles stress well
Medium bushy plant type
Very good SDS scores

e3520S **RM 3.5**

High protein for good food and feed application
Strong SDS scores
Possesses the STS® trait
Resistant to SCN, R3 and MR14

e4311 **RM 4.3**

High protein for good food and feed application
Better performance than 448F.HPC in most situations
Resistant to frogeye leaf spot
Medium tall plant type travels south well

448F.HPC **RM 4.4**

Widely accepted in food and feed industry
Resistant to SCN, R3 & MR14
Average scores against frogeye leaf spot
Medium bushy plant type

e4510S **RM 4.5**

High yield potential with STS® trait
Resistant to frogeye leaf spot
Resistant to SCN, R3 & MR14
Tall plant type with excellent standability

Variety	Food	Feed	Commodity	Oil	RM	Protein % DWB	Hilum	Flower	Pub	Pod	Approx. Seeds/lb*	Plant Type	Plant Height	Standability	SCN	PRR Resistance	PRR Tolerance	SDS	IDC	White Mold	Frogeye	BSR	STS®
AQ2020		●			2.0	47.0	Black	Purple	Twny	Brown	2800	Bushy	Medium	1.9	R3, MR14	Susc.	2.1	N/A	2.5	2.4	-	2.1	-
e2311	●				2.3	39.0	Yellow	Purple	Twny	Brown	4000	Med. Bushy	Medium	2.3	R3, MR14	Rps1c	2.2	2.2	2.7	2.1	-	N/A	-
e2321	●				2.3	43.5	Yellow	White	Gray	Tan	2700	Med. Bushy	Tall	1.8	MR3	Rps1k	1.9	2.4	2.3	2.4	-	N/A	-
235.T			●		2.3	41.0	Buff	White	Gray	Brown	2800	Med. Bushy	Medium	1.5	LR3	Susc.	2.0	2.1	2.1	2.0	-	1.5	-
2388				●	2.3	42.0	Black	Purple	Twny	Brown	2900	Med. Bushy	Medium	1.5	Susc.	Susc.	2.2	2.0	2.7	2.1	-	2.3	-
e2411	●				2.4	44.0	Yellow	White	Gray	Brown	2500	Bushy	Med. Tall	1.9	Susc.	Susc.	1.9	2.2	1.8	2.1	-	2.1	-
e2421	●				2.4	42.5	Lt. Buff	Purple	Gray	Tan	2400	Bushy	Medium	1.6	Susc.	Susc.	2.2	1.5	1.8	2.0	-	1.9	-
240F.Y	●				2.4	44.0	Yellow	Purple	Gray	Tan	2000	Bushy	Medium	2.2	Susc.	Rps1c	2.5	2.1	1.6	2.0	-	1.5	-
e2409				●	2.4	41.5	Black	White	Twny	Brown	2900	Med. Bushy	Medium	1.5	Susc.	Susc.	2.2	2.0	1.6	2.1	-	2.3	-
289.TC			●		2.8	42.5	Black	White	Lt. Twny	Brown	2800	Bushy	Tall	2.2	R3, MR14	Rps1c	2.2	1.5	1.8	2.0	-	1.5	-
e2911				●	2.9	40.5	ImBlack	Purple	Gray	Tan	2400	Bushy	Medium	1.6	Susc.	Susc.	2.2	1.5	1.8	2.0	-	1.9	-
e3005				●	3.0	40.0	ImBlack	Purple	Gray	Tan	2900	Med. Bushy	Medium	1.7	Susc.	Susc.	2.1	2.2	2.6	2.0	-	2.0	-
e3009				●	3.0	39.0	Black	White	Twny	Brown	3300	Med. Bushy	Medium	1.7	Susc.	Susc.	2.1	1.9	2.1	2.0	-	2.0	-
e3011		●			3.0	47.0	Black	Purple	Twny	Tan	2800	Bushy	Medium	2.2	R3, MR14	Rps1c	1.9	2.5	2.8	N/A	-	N/A	-
e3121				●	3.1	40.0	Brown	Purple	Twny	Tan	2900	Med. Bushy	Medium	1.8	Susc.	Susc.	1.8	1.6	2.1	1.7	-	2.2	-
e3211				●	3.2	40.0	Black	White	Twny	Brown	2900	Med. Bushy	Tall	2.1	R3, MR14	Susc.	2.0	2.2	2.1	1.9	-	2.0	-
e3311		●			3.3	41.0	Black	White	Twny	Tan	3100	Med. Bushy	Tall	1.9	Susc.	Seg.	2.1	1.9	2.0	2.3	-	2.2	-
348.TCS			●		3.4	40.5	Black	White	Twny	Brown	2800	Med. Bushy	Med. Tall	1.5	R3, MR14	Susc.	1.9	2.2	2.8	3.5	-	2.2	STS®
e3520S	●	●			3.5	44.5	Black	White	Twny	Brown	2700	Med. Bushy	Tall	1.8	R3, MR14	Rps1c	1.5	1.5	N/A	N/A	-	N/A	STS®
389F.YC	●		●		3.7	42.0	Yellow	Purple	Gray	Brown	2800	Med. Bushy	Med. Tall	1.5	R3, MR14	Susc.	2.0	1.9	N/A	2.5	1.8	2.1	-
388.TC			●		3.8	40.0	ImBlack	Purple	Gray	Tan	2800	Med. Bushy	Med. Tall	1.8	R3, MR14	Susc.	1.9	1.9	N/A	3.2	1.8	2.2	-
e4310S			●		4.3	42.0	Black	Purple	Lt. Twny	Brown	2850	Med. Bushy	Med. Tall	2.1	R3, MR14	Susc.	1.9	1.9	N/A	N/A	2.5	N/A	STS®
e4311	●	●			4.3	46.5	Black	White	Lt. Twny	Brown	3000	Med. Bushy	Med. Tall	2.1	R3, MR14	Susc.	2.1	2.3	N/A	N/A	1.5	N/A	-
448F.HPC	●	●			4.4	46.0	Black	White	Twny	Tan	2700	Med. Bushy	Med. Tall	2.0	R3, MR14	Susc.	2.1	2.2	N/A	N/A	3.0	N/A	-
e4510S		●	●		4.5	42.5	Black	Purple	Twny	Brown	3200	Med. Bushy	Med. Tall	2.2	R3, MR14	Rps1c	2.2	1.7	N/A	N/A	2.0	N/A	STS®
477.TCS			●		4.7	42.0	Black	Purple	Twny	Tan	2500	Bushy	Med. Tall	2.7	R3, MR14	Susc.	1.9	1.8	N/A	N/A	2.0	N/A	STS®
e4920S			●		4.9	41.0	Black	Purple	Twny	Tan	2700	Bushy	Medium	2.4	R3, MR14	Susc.	1.8	2.1	N/A	N/A	4.5	N/A	STS®
e5110			●		5.1	43.0	Black	White	Lt. Twny	Brown	2700	Med. Bushy	Med. Tall	2.5	R3, MR14	Susc.	2.0	2.0	N/A	N/A	4.0	N/A	-

Ratings Scale: 1 = Best 5 = Poor

* Environmental conditions will effect the actual seed size at harvest and will vary from numbers shown above.

DWB = Protein % expressed on the Dry Weight basis. SCN = Soybean Cyst Nematode. PRR = Phytophthora Root Rot. SDS = Sudden Death Syndrome. IDC = Iron Deficiency Chlorosis. BSR = Brown Stem Rot Resistance. N/A = Not Available Seg. = Segregating

STS® is a trademarks of DuPont.





AQUA

WITH AN ESTIMATED TWO BILLION PEOPLE

worldwide depending on fish as their primary means of animal protein, world aquaculture has grown dramatically in the last 50 years. In fact, from a production of less than one million tons in the early 1950s, industry experts forecast the global market for aquaculture to reach 137 million tons by 2015.

This means aquaculture continues to grow more rapidly than other animal food-producing sectors. The depletion of wild stocks due to over-fishing and failed management practices in the capture industry leave aquaculture as the only obvious choice to meet the demand for seafood.

Some of the driving factors are:

- Soybean meal is considerably less expensive than the traditionally used marine fish meals.
- eMerge soybean meal is higher in protein and has key anti-nutritional removed which promotes growth and health.

eMerge Genetics is developing extremely high quality soybean products specifically bred to help increase feed efficiency of many fish species. We're eliminating anti-nutritional traits that interfere with digestion and improve soybean utilization.

Our research program also is developing varieties with improved palatability which allow higher inclusion levels of soybean meal. We are excited about entering the dynamic aqua feed business in 2011 with our new soybean varieties in the Navita™ AQ meals.

The Navita™ AQ brand is the family of ingredients derived from novel eMerge soybean varieties for the aquaculture market.

"Predicted growth of the global aquaculture market could place demand on soybean production in the range of 22.9 to 55.8 million acres within the next 35 years."

Source: Indiana Soybean Alliance





OIL

IN RECENT YEARS, CONSUMERS HAVE PUSHED FOR HEALTHIER FOODS, particularly those that are low in trans fats. eMerge Genetics offers more of the non-GMO selection of ultra low linolenic product line than any company in this market. With ever-growing opportunities for the American farmer, the ultra low-lin products are filling an expanding market that is in high demand from both food manufacturers and health-conscious consumers alike. The eMerge varieties also offer significant premium opportunities in specific regions of the Midwest.

2388 RM 2.3

Earliest eMerge ultra low linolenic variety
Above average tolerance to SDS
Avoid high pH soils
Beautiful plant type at harvest

e2409 RM 2.4

Ultra low linolenic variety
Excellent standability on medium bushy plant
Excellent tolerance to IDC prone soils
Susceptible to SCN

e2911 RM 2.9

Ultra low linolenic variety
Very strong scores against SDS
Above average tolerance to white mold
Susceptible to SCN

e3005 RM 3.0

High yielding ultra low linolenic variety
Susceptible to SCN
Moderate resistance to BSR
Avoid SDS prone situations

e3009 RM 3.0

Strong performance with tolerance to SDS
Med. bushy plant type with excellent standability
Susceptible to SCN
Above average tolerance to white mold


e3121 RM 3.1

Ultra low linolenic variety
Susceptible to SCN
Above average tolerance to white mold
Excellent tolerance to SDS

e3211 RM 3.2

Latest eMerge ultra low linolenic variety
Tall plant type travels south well
Resistant to SCN, R3 & MR14
High scores for PRR tolerance

MARKER-ASSISTED TECHNOLOGY



Our molecular lab is one of our newest and highest technology tools available. In fact, we offer some of the most advanced technological capabilities that only a handful of seed companies around the globe can claim. We have the capability to test for traits and characteristics at a very early stage of development to ensure final products have everything end-users and farmers need to be successful.



JOIN **THE** NEW CHOICE!

COMMODITY



EMERGE GENETICS IS PRODUCING THE HIGHEST YIELDING VARIETIES that growers need.

As the company exclusively dedicated to only conventional soybeans, many of our varieties are even outyielding some of the best GMO products around - and at much lower seed costs! With more and more acres becoming resistant to glyphosate, growers are increasingly looking to expand herbicide programs to lessen the effect of weed resistance. Proven high yielding conventional soybeans from eMerge are the perfect fit.

235.T RM 2.3

High yield proven performance
Medium bushy plant type
Excellent standability
Low resistance to SCN

289.TC RM 2.8

Proven performer across wide range of conditions
Resistant to SCN, R3 & MR14
Tall plant type handles stress well
Excellent tolerance to SDS

348.TCS RM 3.4

High yield proven performance with STS® trait
Adapts well across wide range of environments
Medium bushy plant type
Avoid white mold prone areas

389F.YC RM 3.7

Very popular high yielding with yellow hilum
Above average tolerance to SDS
Resistant to SCN, R3 & MR14
Above average tolerance to frogeye leaf spot

388.TC RM 3.8

Proven performance in stressful situations
Resistant to SCN, R3 & MR14
Med. tall plant type with excellent standability
Avoid white mold prone areas

e4310S RM 4.3

High yielding variety on medium tall plant type
Works well in low and high yield environments
Resistant to SCN, R3 & MR14
Excellent tolerance to SDS

e4510S RM 4.5

High yield potential with STS® trait
Resistant to frogeye leaf spot
Resistant to SCN, R3 & MR14
Tall plant type with excellent standability

477.TCS RM 4.7

Proven performer in stressful situations
Travels south into Group V areas well
Resistant to frogeye leaf spot
Possesses STS® trait for more herbicide options

e4920S RM 4.9

Outstanding yield potential with STS® trait
Performs well in low and high yield environments
Susceptible to frogeye leaf spot
Resistant to SCN, R3 and MR14

e5110 RM 5.1

High yielding product on indeterminate plant type
Resistant to SCN, R3 & MR14
Susceptible to frogeye leaf spot
Excellent choice for southern Corn Belt and Mid South

UNIQUE NON-GMO CORN HYBRIDS

In addition to our superior conventional soybean line up, we also offer some of the most elite, highest performing non-GMO corn hybrids available. As more corn growers feel they are being force-fed technologies they may not need, our conventional hybrids are an excellent alternative. eMerge hybrids are producing remarkable results, yielding as well or better than even the most popular “fully loaded” GMO hybrids. At eMerge, our focus is always about bringing the best new choices to the marketplace to improve your bottom line.

	SX522	SX588	SX600	SX610	SX619	SX669	SX849
RM	101	104	107	108	109	111	115
GDU	2150	2300	2500	2550	2600	2620	2680
Emergence	3	3	3	3	5	4	3
Early Vigor	2	3	3	4	3	3	3
Plant Height	Medium Tall	Medium Tall	Medium	Medium	Medium Tall	Medium Tall	Tall
Ear Height	Medium	Medium	Medium	Medium	Medium	Medium	Medium High
Ear Size Flex	Moderate	Flex	Flex	Moderate	Moderate	Flex	Moderate
Cob Color	Red	White	Pink	Red	Red	Pink	Red
Stay Green	2	3	2	2	2	3	2
Test Wt.	2	5	2	3	3	4	2
Stalk Lodging	3	3	3	3	4	3	3
Greensnap	4	3	3	7	3	3	4
Root Lodging	3	3	3	2	4	2	2
Optimum Pop.	28 - 34	24-32	24-34	26-34	28-36	26-34	28-34
Low Yield Envir.	●	●	●	●	●	●	●
High Yield Envir.	●	●	●	●	●	●	●
NCLB	4	4	3	4	2	2	4
SCLB	4	4	4	4	2	3	4
GLS	4	5	3	4	3	3	3
Eye Spot	N/A	5	3	4	3	4	N/A
Goss's Wilt	2	3	2	6	2	2	4

Ratings Scale: 1 = Best 9 = Poor

NCLB = Northern Corn Leaf Blight, GLS = Gray Leaf Spot, SCLB = Southern Corn Leaf Blight

● = Marginally Suited

● = Highly Recommended



NO SAVED SEED POLICY

eMerge Genetics strongly supports and will enforce, alone or in conjunction with its technology provider, a No Saved Seed Policy for all commercial products. Most Schillinger products are protected by both variety patents and technology patents which restrict any unauthorized use of patented seed. Our No Saved Seed Policy protects us and our growers. eMerge customers will receive continually improved varieties of soybeans to allow them to meet coming challenges of producing and marketing soybeans at higher value.

Please read all Bag Tags and Labels. They contain important conditions of sale, including limitations of warranty and remedy.

**For Seed and Non-GMO Program Information:
call 515-225-1166, toll free 1-866-SOY-7200 or visit us online at
www.eMergeGenetics.com**



Schillinger Genetics®, Inc / Corporate Headquarters / 4401 Westown Parkway, Suite 225 / West Des Moines, IA 50266 / 515-225-1166